



IUB Fall 2023 Course Questionnaire

Individual Report for BUS K303 (LEC) 7101
TECHNOLOGY & BUS ANALYSIS (Buyun Li)



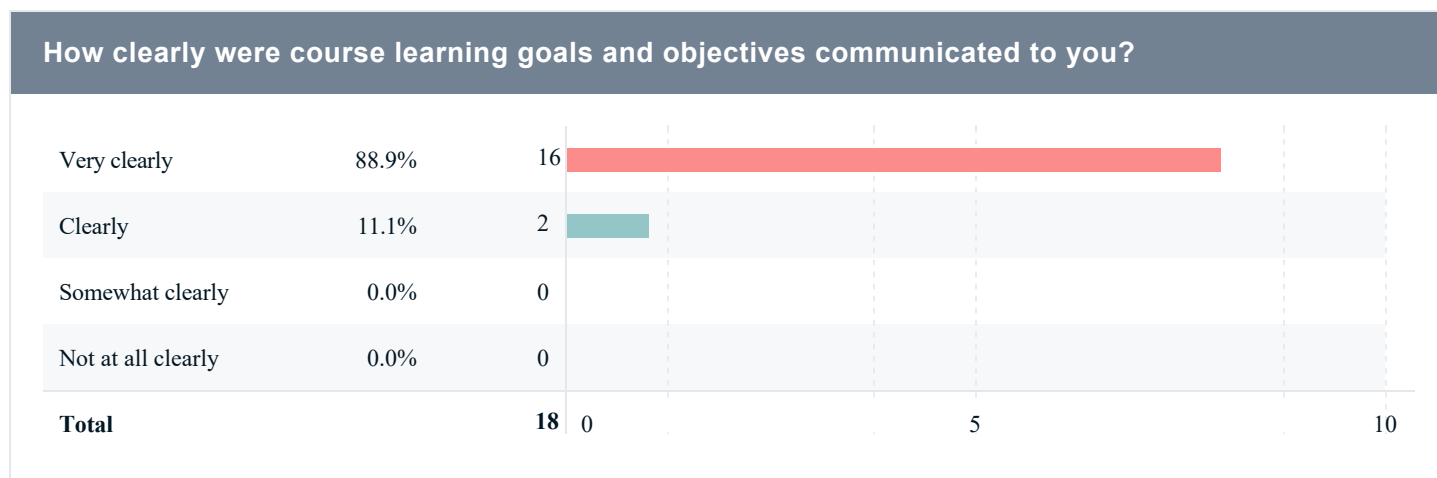
Created Friday, March 14, 2025



Courses Audience: 36
Responses Received: 18
Response Ratio: 50.0%

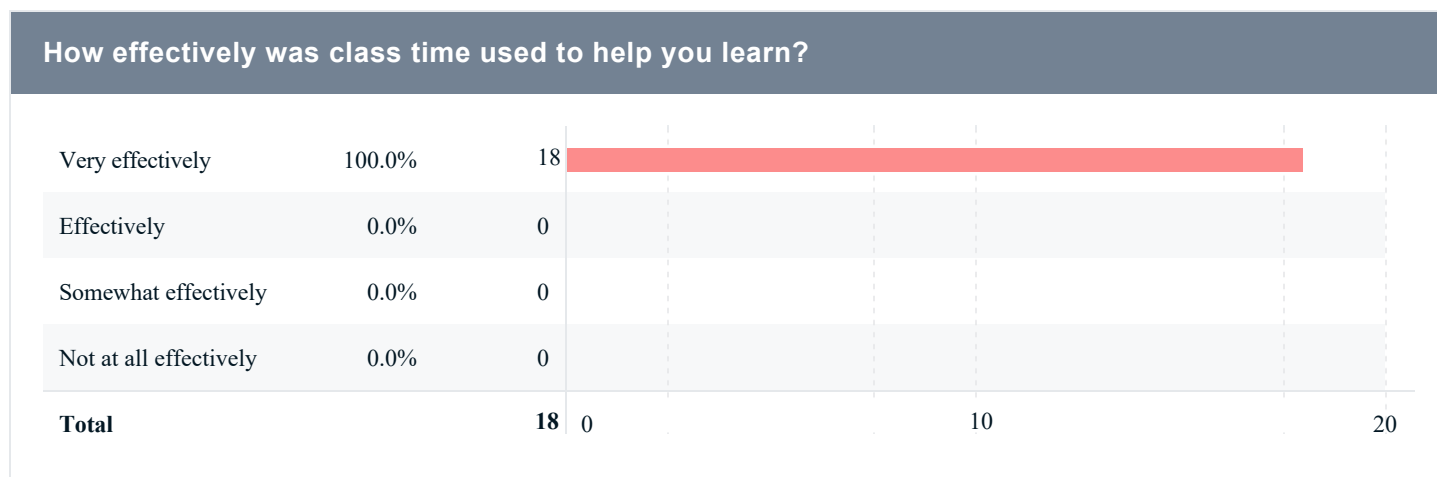
University Questions

How clearly were course learning goals and objectives communicated to you?



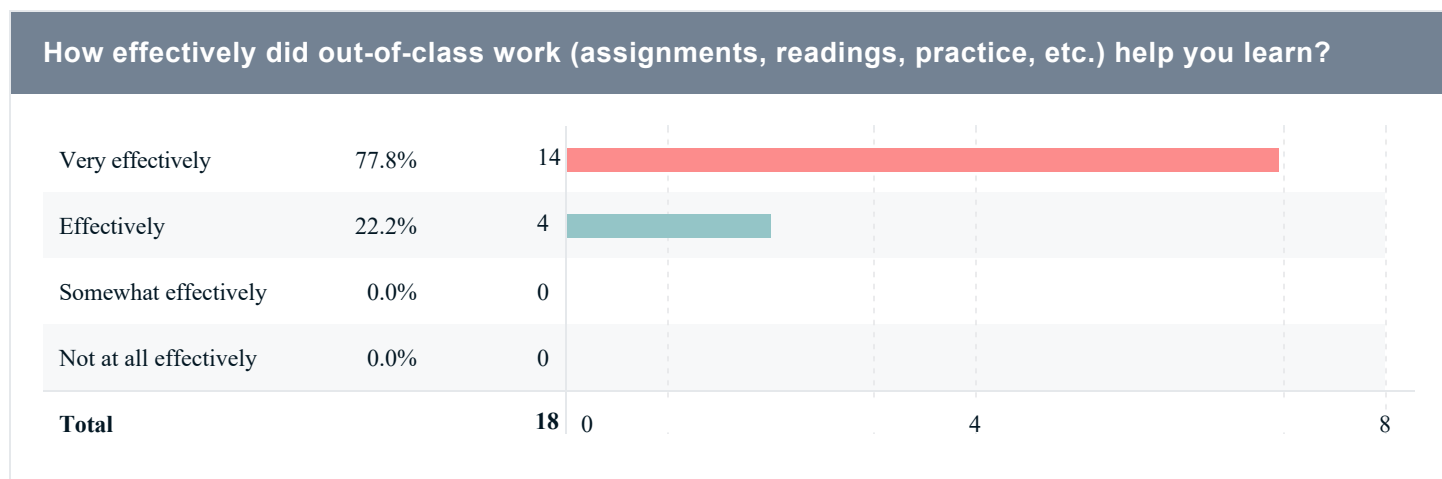
Question	Course			Department (BUS)			Institution		
	Response Count	Mean	Standard Deviation	Response Count	Mean	Standard Deviation	Response Count	Mean	Standard Deviation
How clearly were course learning goals and objectives communicated to you?	18	3.9	0.3	29615	3.5	0.7	110039	3.5	0.8

How effectively was class time used to help you learn?



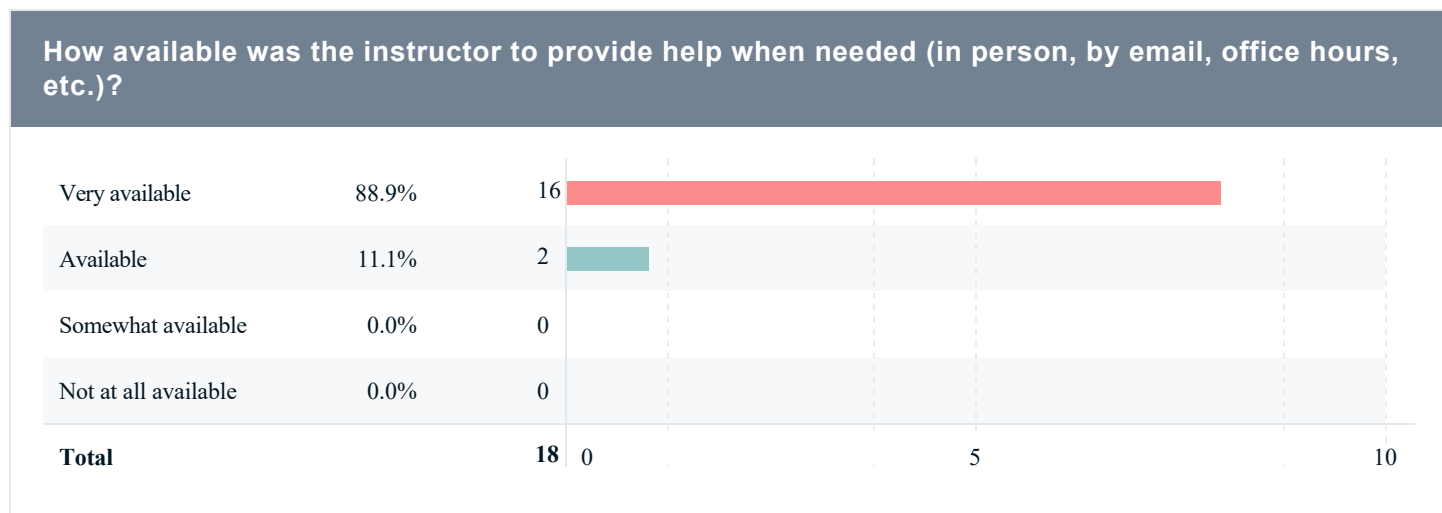
Question	Course			Department (BUS)			Institution		
	Response Count	Mean	Standard Deviation	Response Count	Mean	Standard Deviation	Response Count	Mean	Standard Deviation
How effectively was class time used to help you learn?	18	4.0	0.0	29421	3.3	0.8	108575	3.3	0.8

How effectively did out-of-class work (assignments, readings, practice, etc.) help you learn?



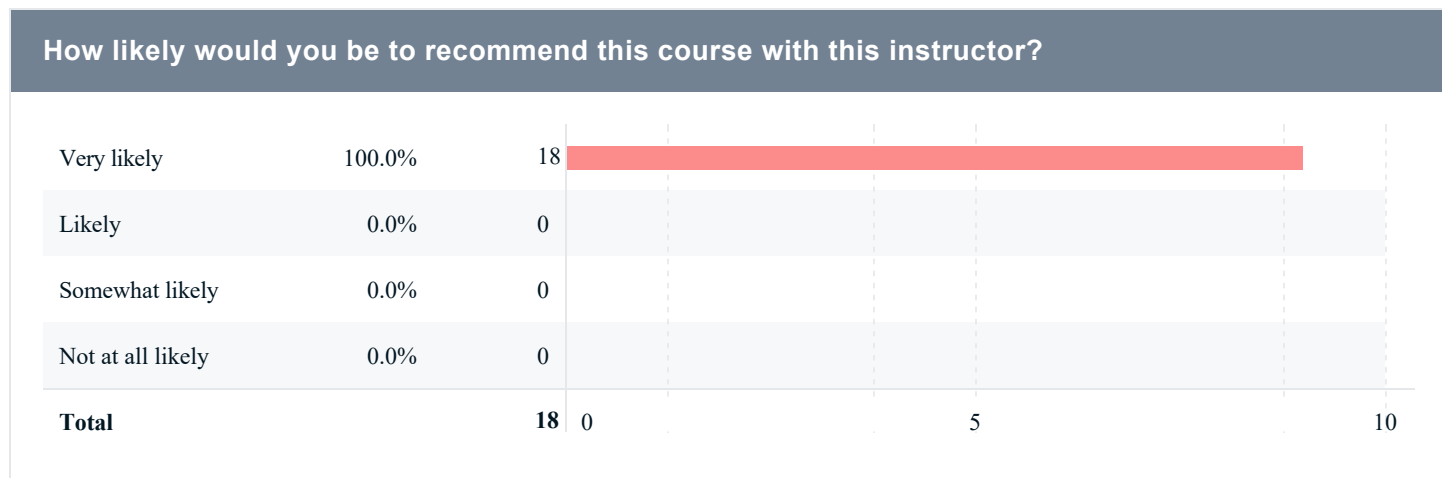
Question	Course			Department (BUS)			Institution		
	Response Count	Mean	Standard Deviation	Response Count	Mean	Standard Deviation	Response Count	Mean	Standard Deviation
How effectively did out-of-class work (assignments, readings, practice, etc.) help you learn?	18	3.8	0.4	29203	3.2	0.9	108085	3.2	0.9

How available was the instructor to provide help when needed (in person, by email, office hours, etc.)?



Question	Course			Department (BUS)			Institution		
	Response Count	Mean	Standard Deviation	Response Count	Mean	Standard Deviation	Response Count	Mean	Standard Deviation
How available was the instructor to provide help when needed (in person, by email, office hours, etc.)?	18	3.9	0.3	30014	3.5	0.7	122225	3.5	0.7

How likely would you be to recommend this course with this instructor?



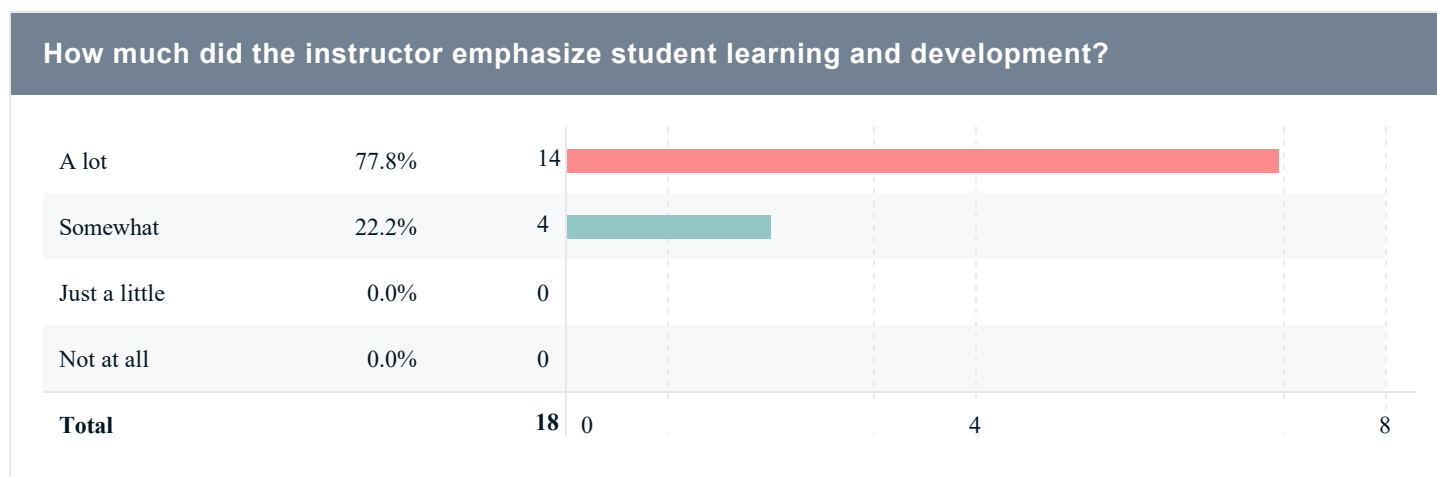
Question	Course			Department (BUS)			Institution		
	Response Count	Mean	Standard Deviation	Response Count	Mean	Standard Deviation	Response Count	Mean	Standard Deviation
How likely would you be to recommend this course with this instructor?	18	4.0	0.0	30040	3.4	0.9	122415	3.4	0.9

How much did the instructor motivate you to do your best work?



Question	Course			Department (BUS)			Institution		
	Response Count	Mean	Standard Deviation	Response Count	Mean	Standard Deviation	Response Count	Mean	Standard Deviation
How much did the instructor motivate you to do your best work?	18	3.7	0.5	29923	3.6	0.7	121889	3.6	0.7

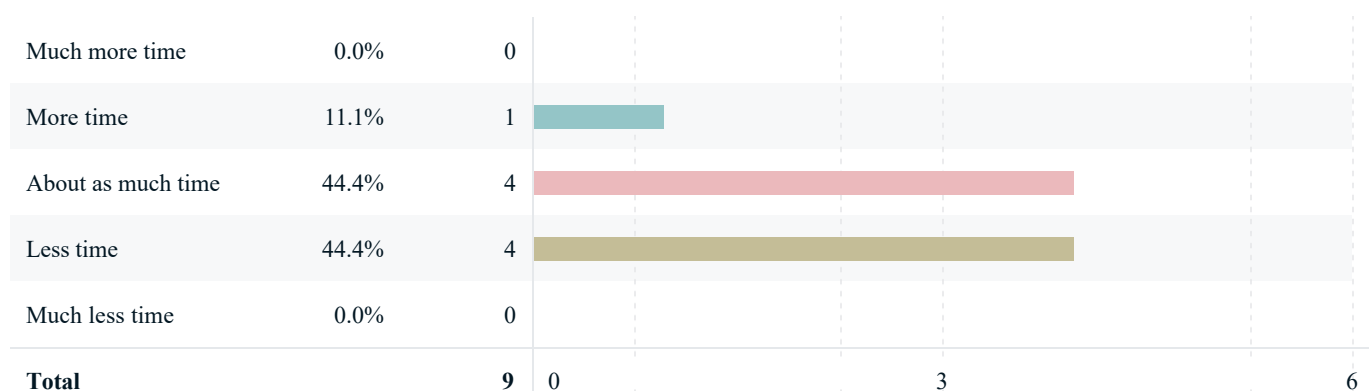
How much did the instructor emphasize student learning and development?



Question	Course			Department (BUS)			Institution		
	Response Count	Mean	Standard Deviation	Response Count	Mean	Standard Deviation	Response Count	Mean	Standard Deviation
How much did the instructor emphasize student learning and development?	18	3.8	0.4	29900	3.7	0.6	121776	3.6	0.7

Compared to other courses you've taken, how much time did this course require?

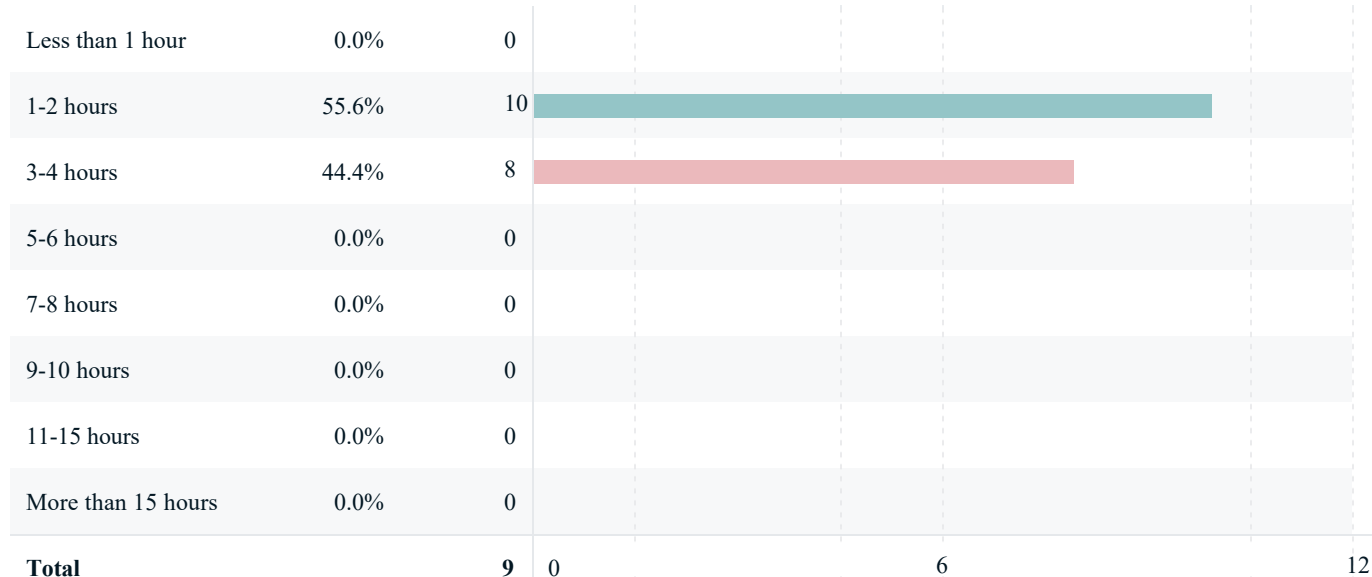
Compared to other courses you've taken, how much time did this course require?



Question	Course			Department (BUS)			Institution		
	Response Count	Mean	Standard Deviation	Response Count	Mean	Standard Deviation	Response Count	Mean	Standard Deviation
Compared to other courses you've taken, how much time did this course require?	9	2.7	0.7	29432	3.2	1.1	109416	3.3	1.1

In a typical week, about how much time did you devote to this course? (Do not count scheduled class time, labs, etc.)

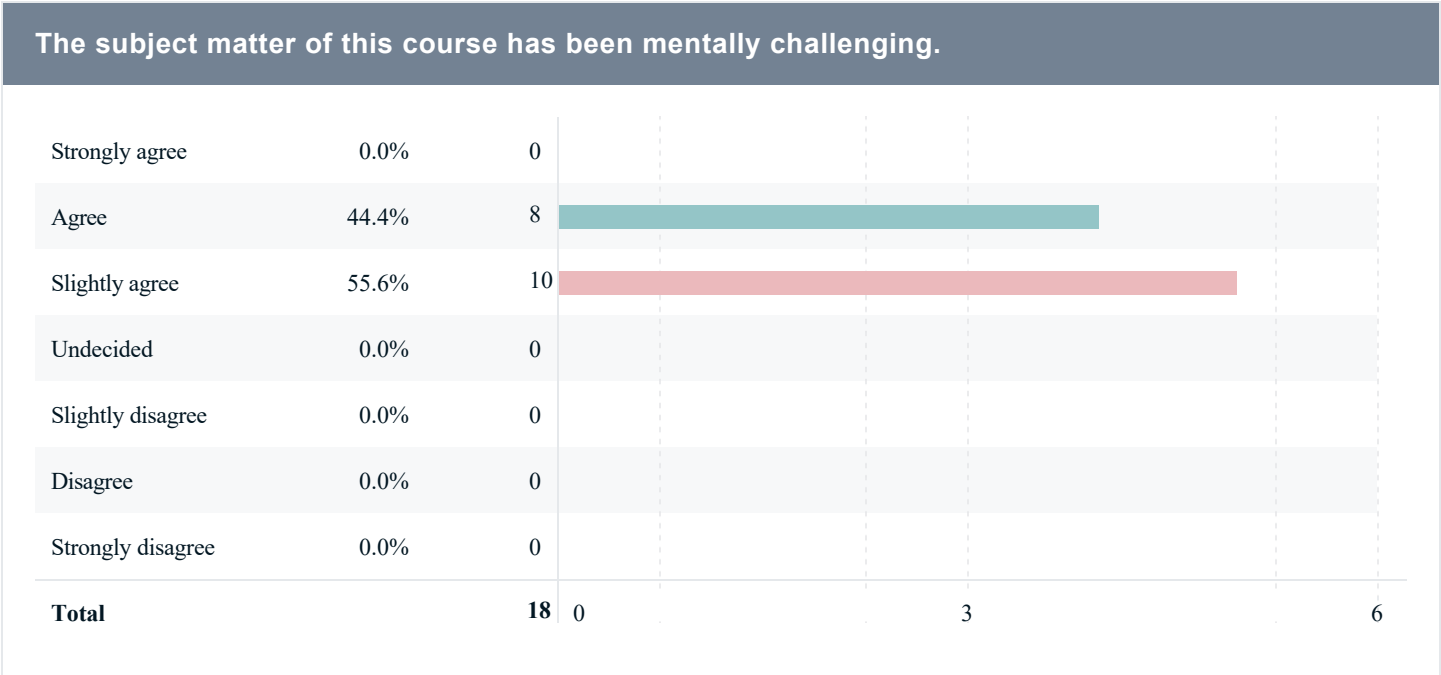
In a typical week, about how much time did you devote to this course? (Do not count scheduled class time, labs, etc.)



Question	Course			Department (BUS)			Institution		
	Response Count	Mean	Standard Deviation	Response Count	Mean	Standard Deviation	Response Count	Mean	Standard Deviation
In a typical week, about how much time did you devote to this course? (Do not count scheduled class time, labs, etc.)	18	2.4	0.5	29426	2.6	1.1	109369	2.8	1.3

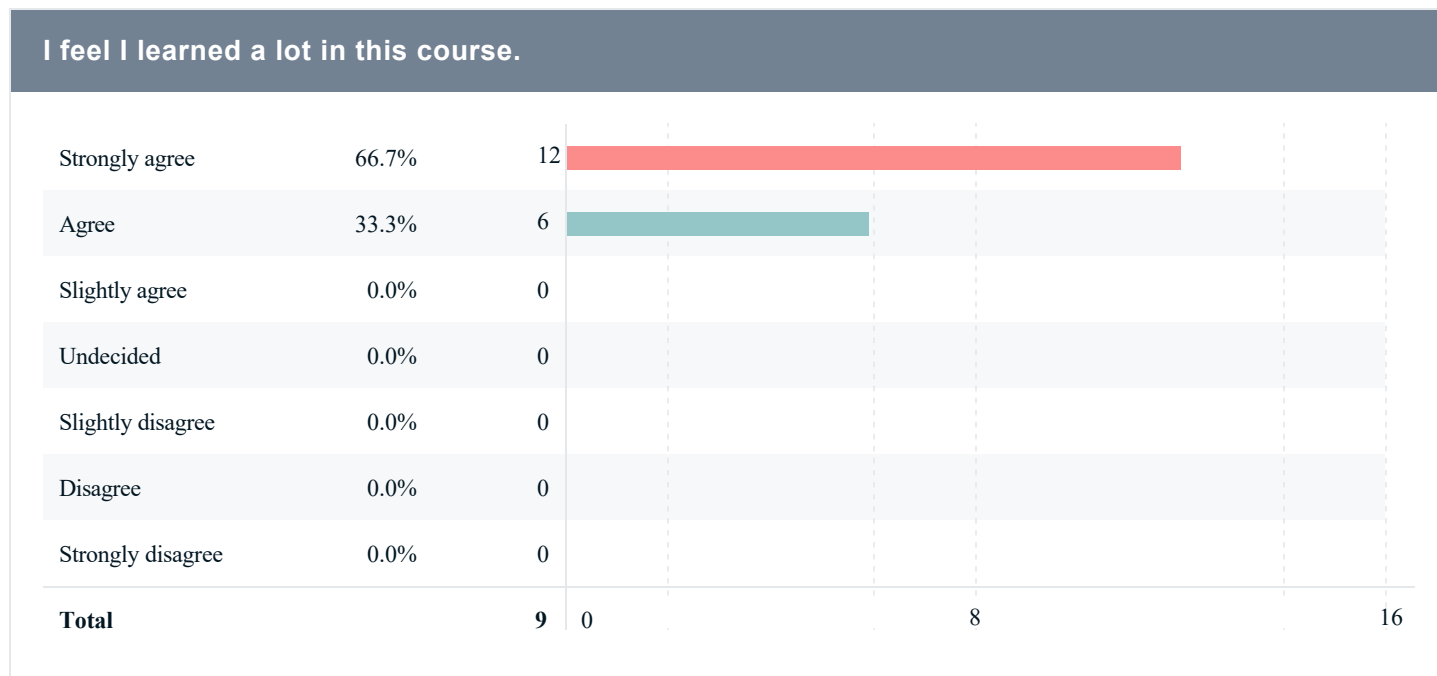
BUS Departmental Questions

The subject matter of this course has been mentally challenging.



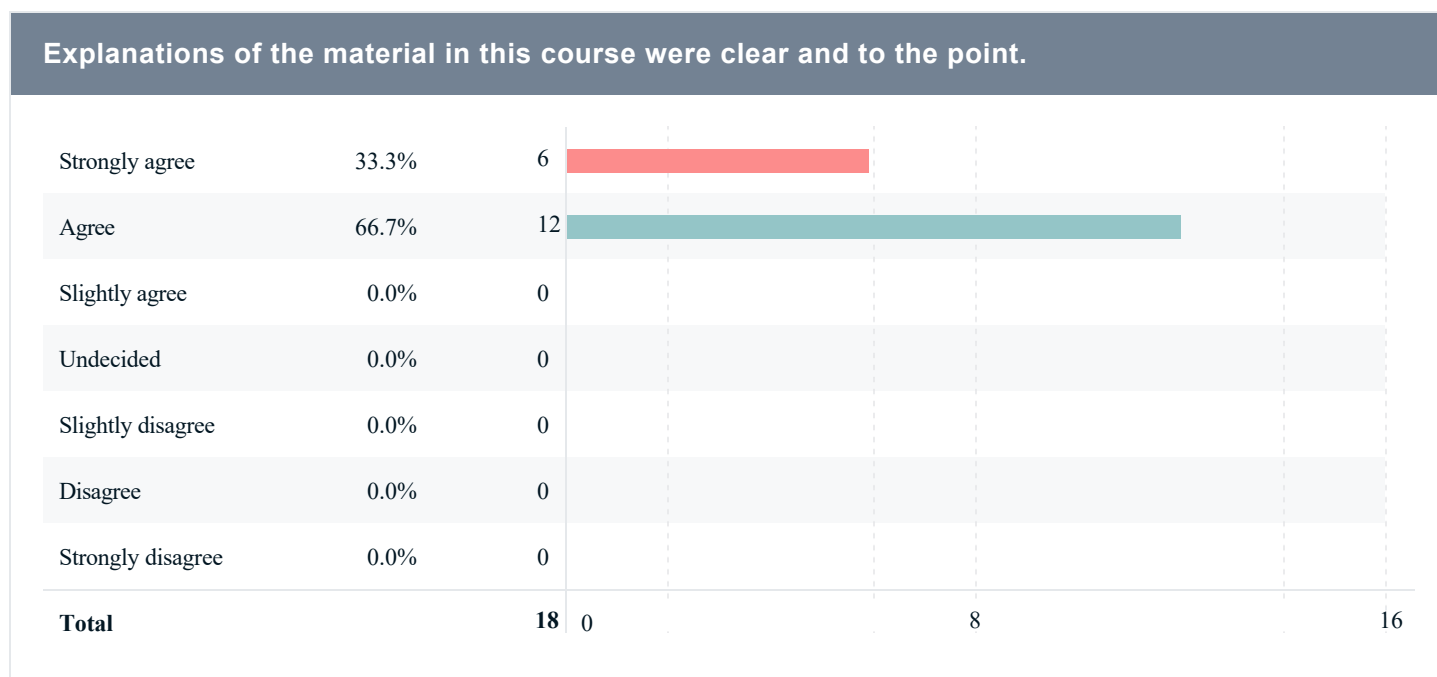
Question	Course			Department (BUS)		
	Response Count	Mean	Standard Deviation	Response Count	Mean	Standard Deviation
The subject matter of this course has been mentally challenging.	18	5.4	0.5	29339	5.3	1.6

I feel I learned a lot in this course.



Question	Course			Department (BUS)		
	Response Count	Mean	Standard Deviation	Response Count	Mean	Standard Deviation
I feel I learned a lot in this course.	18	6.7	0.5	29282	6.0	1.3

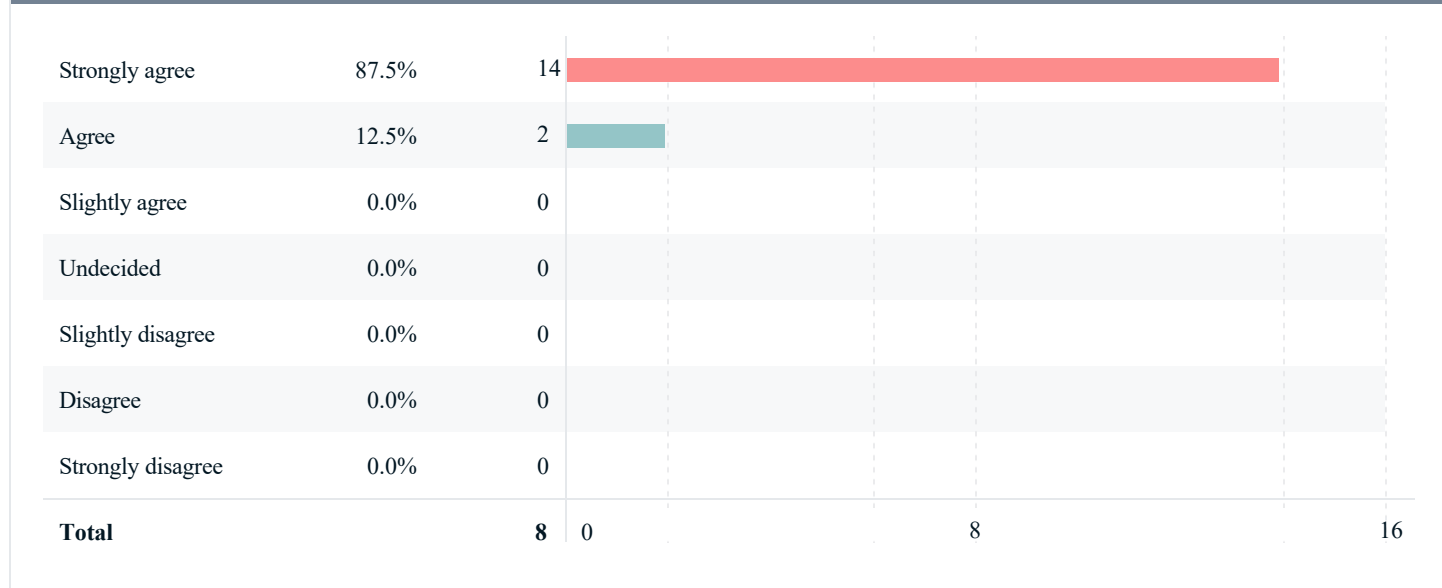
Explanations of the material in this course were clear and to the point.



Question	Course			Department (BUS)		
	Response Count	Mean	Standard Deviation	Response Count	Mean	Standard Deviation
Explanations of the material in this course were clear and to the point.	18	6.3	0.5	29237	6.0	1.3

All things considered, I have benefited from having taken this course.

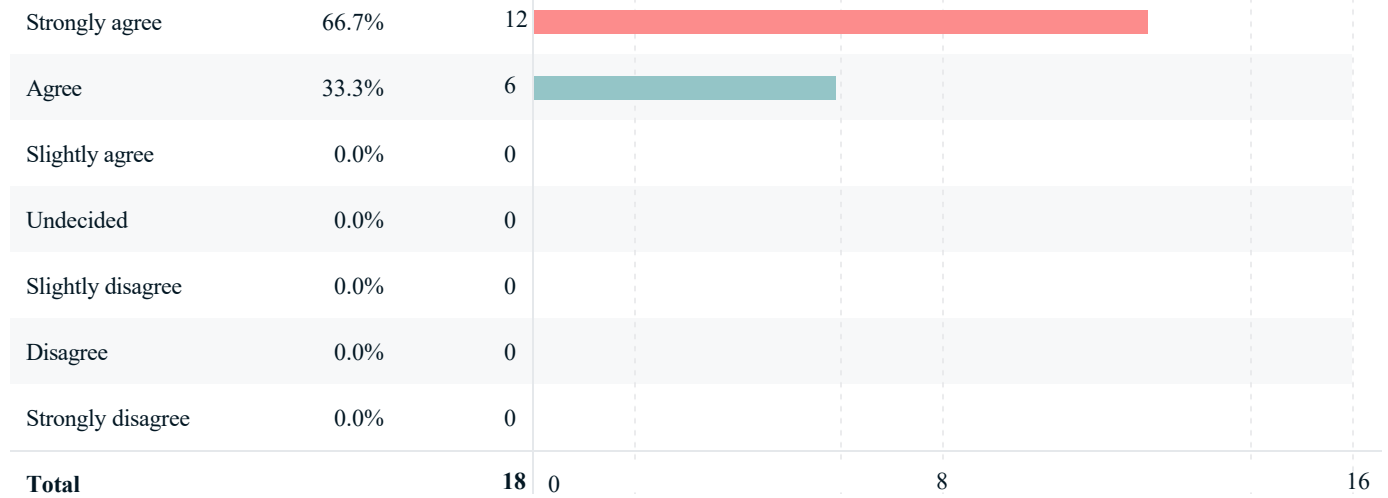
All things considered, I have benefited from having taken this course.



Question	Course			Department (BUS)		
	Response Count	Mean	Standard Deviation	Response Count	Mean	Standard Deviation
All things considered, I have benefited from having taken this course.	18	6.9	0.4	29241	6.1	1.2

Overall, I would rate this instructor as outstanding.

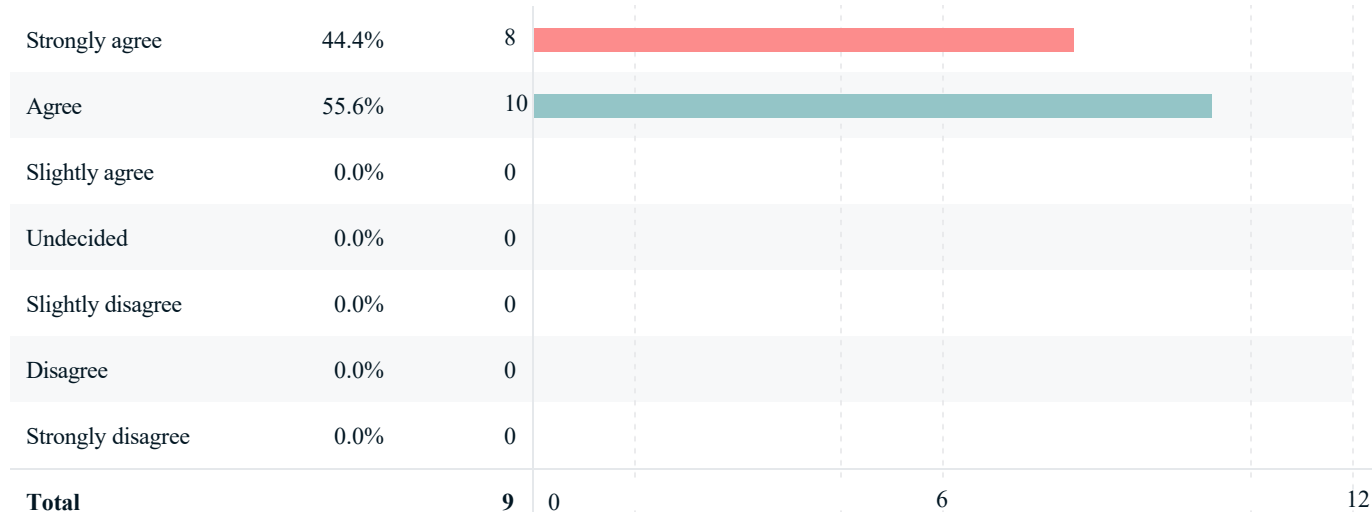
Overall, I would rate this instructor as outstanding.



Question	Course			Department (BUS)		
	Response Count	Mean	Standard Deviation	Response Count	Mean	Standard Deviation
Overall, I would rate this instructor as outstanding.	18	6.8	0.5	29733	6.1	1.4

The instructor made the subject matter more meaningful to me through the use of examples and applications.

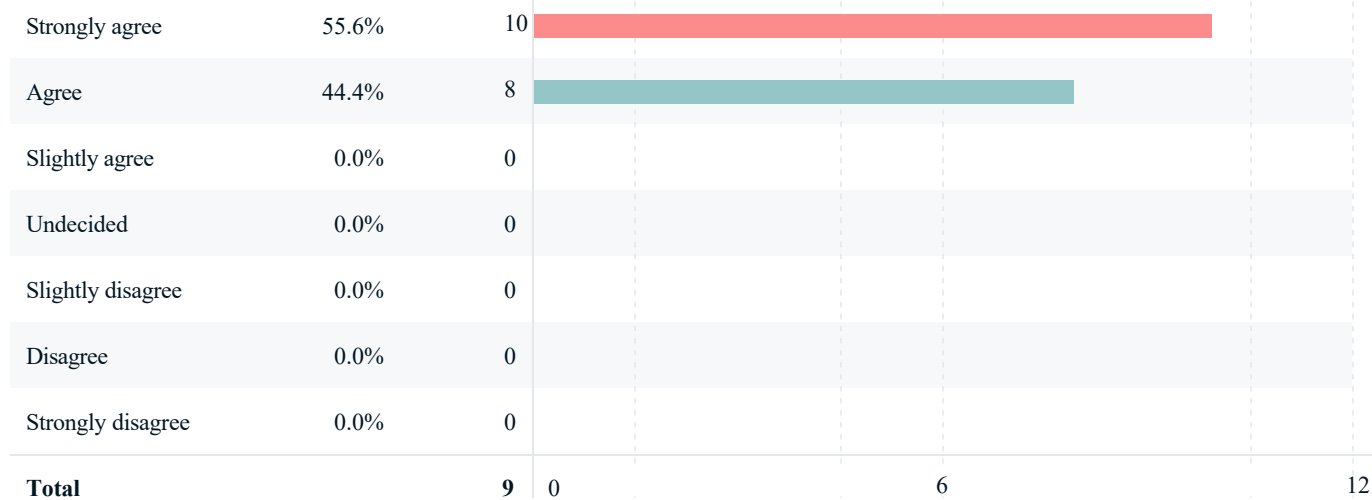
The instructor made the subject matter more meaningful to me through the use of examples and applications.



Question	Course			Department (BUS)		
	Response Count	Mean	Standard Deviation	Response Count	Mean	Standard Deviation
The instructor made the subject matter more meaningful to me through the use of examples and applications.	8	6.4	0.5	29658	6.2	1.1

The instructor was well prepared for class meetings.

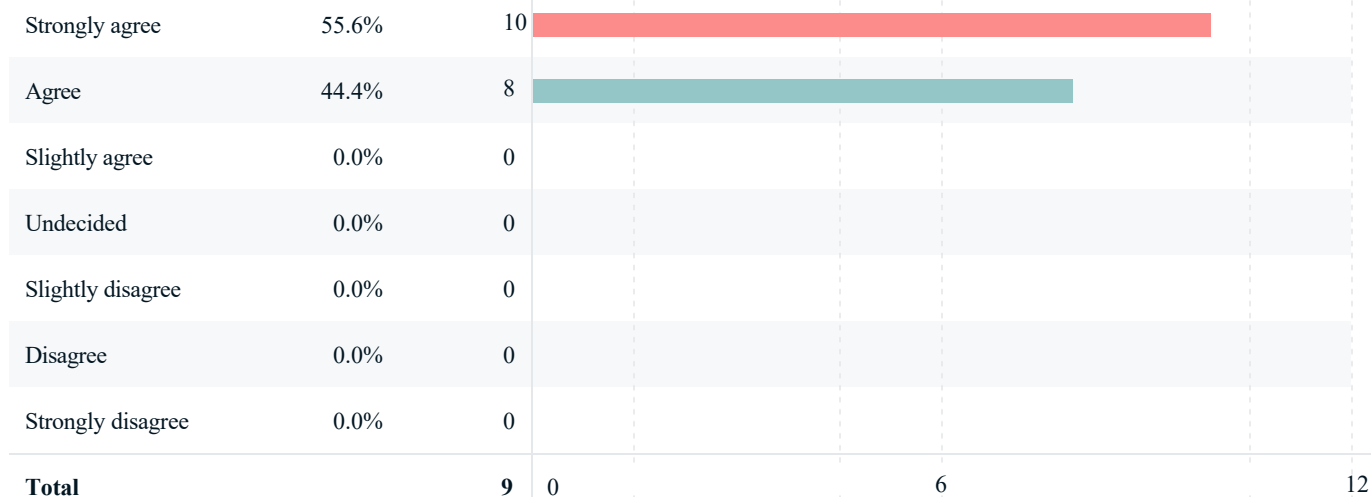
The instructor was well prepared for class meetings.



Question	Course			Department (BUS)		
	Response Count	Mean	Standard Deviation	Response Count	Mean	Standard Deviation
The instructor was well prepared for class meetings.	18	6.6	0.5	29604	6.5	0.9

The instructor displayed an enthusiastic interest in the subject matter of this course.

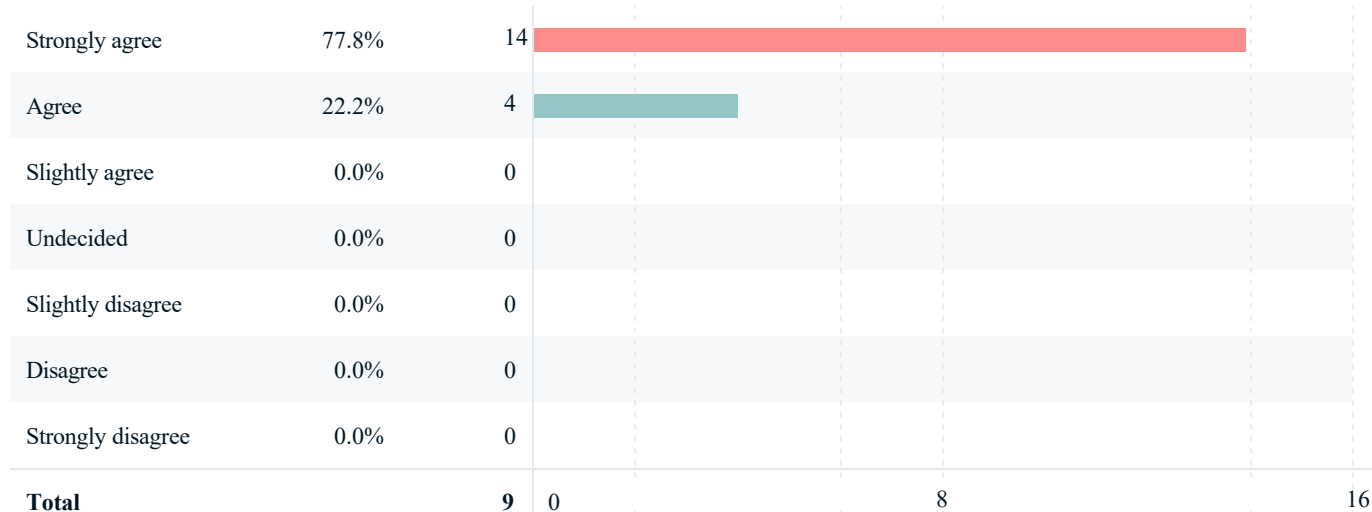
The instructor displayed an enthusiastic interest in the subject matter of this course.



Question	Course			Department (BUS)		
	Response Count	Mean	Standard Deviation	Response Count	Mean	Standard Deviation
The instructor displayed an enthusiastic interest in the subject matter of this course.	18	6.6	0.5	29579	6.5	0.9

The instructor created an environment in which students felt comfortable asking questions and expressing their views.

The instructor created an environment in which students felt comfortable asking questions and expressing their views.



Question	Course			Department (BUS)		
	Response Count	Mean	Standard Deviation	Response Count	Mean	Standard Deviation
The instructor created an environment in which students felt comfortable asking questions and expressing their views.	18	6.8	0.4	29613	6.4	1.1

BUS Open Ended Questions

What did you like most about this course and instructor?

Comments
He was focused on student's knowing and understanding the material instead of focusing on telling us that certain assignments made up majority of our grades.
That if we needed help we were able to get it.
I enjoyed delving deeper into Excel as a program. A lot of what I learned in K201 was expanded on in this class and I enjoyed that.
Professor Li was a good instructor. He was knowledgeable about everything he taught and whenever I had questions he would quickly and concisely answer them without talking down to me.
He was very accommodating with assignments and always helped students.
This was probably my favorite class I took this semester. The professor and the TA were outstanding and always willing to help. I always felt comfortable asking questions and never felt like I was lost in the material.
I liked the notes sheets that we were given to fill out in class. I found them very helpful to reference to when working on the assignments outside of class.
Very enthusiastic while also understanding

What did you like least about this course and instructor?

Comments
The checkpoints that we did before each Project felt like they could use some tuning. Some of the projects had parts that were untested in the checkpoints. I would have liked for the checkpoints to be more inclusive of Project content with lower stakes. This would have helped me know what I need to do to prepare for the Project instead of making me feel like I had everything down and then getting surprised when I opened the Project.
He is GOAT.
n/a
Nothing.
it was early