



INDIANA UNIVERSITY

IUB Spring 2023 Course Questionnaire Individual Report for BUS K303 (LEC) 6433 TECHNOLOGY & BUS ANALYSIS (Buyun Li)

Project Title: **IUB Spring 2023 Course Questionnaire**

Courses Audience: **35**

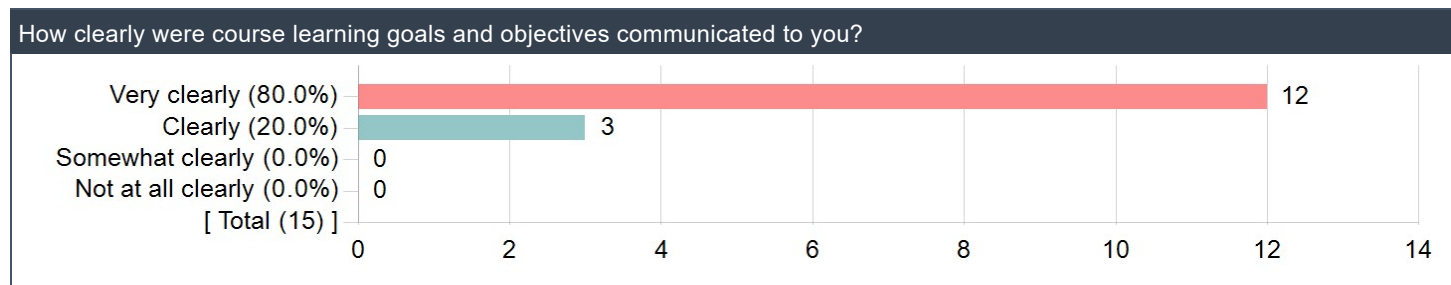
Responses Received: **15**

Response Ratio: **42.9%**

Creation Date: **Saturday, June 10, 2023**

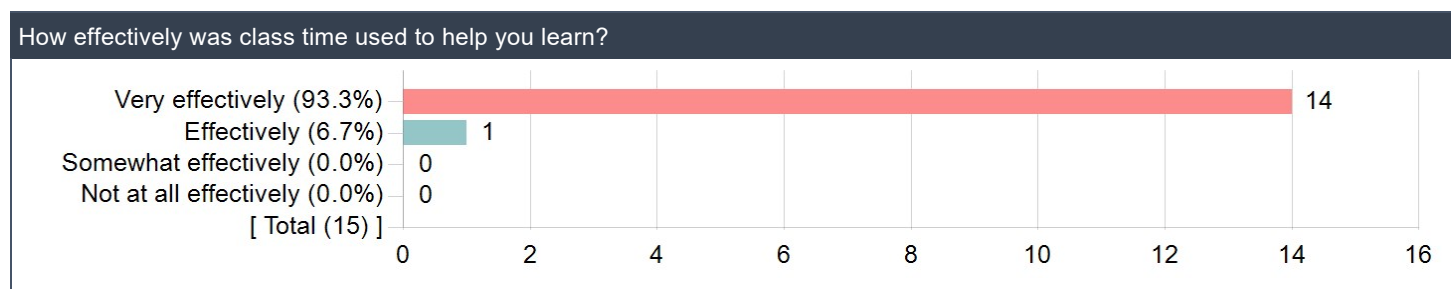
University Questions

How clearly were course learning goals and objectives communicated to you?



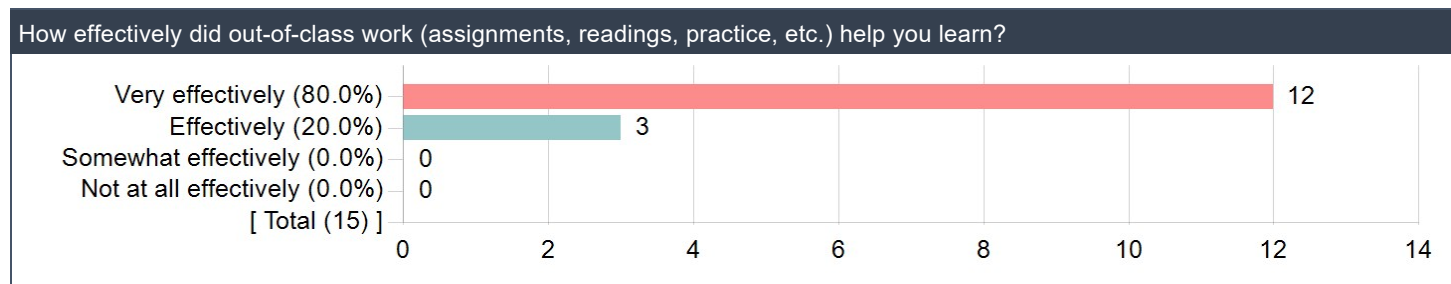
Question	Course			Department (BUS)			Institution		
	Response Count	Mean	Standard Deviation	Response Count	Mean	Standard Deviation	Response Count	Mean	Standard Deviation
How clearly were course learning goals and objectives communicated to you?	15	3.8	0.4	22519	3.5	0.7	85278	3.5	0.8

How effectively was class time used to help you learn?



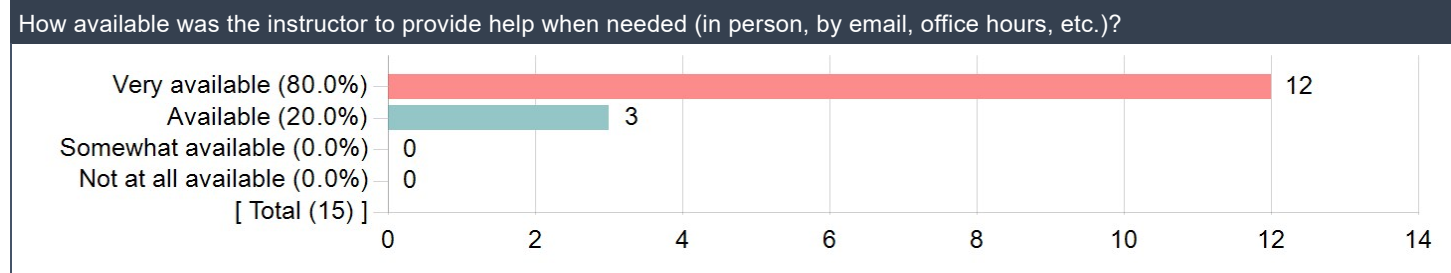
Question	Course			Department (BUS)			Institution		
	Response Count	Mean	Standard Deviation	Response Count	Mean	Standard Deviation	Response Count	Mean	Standard Deviation
How effectively was class time used to help you learn?	15	3.9	0.3	22436	3.4	0.8	84208	3.4	0.8

How effectively did out-of-class work (assignments, readings, practice, etc.) help you learn?



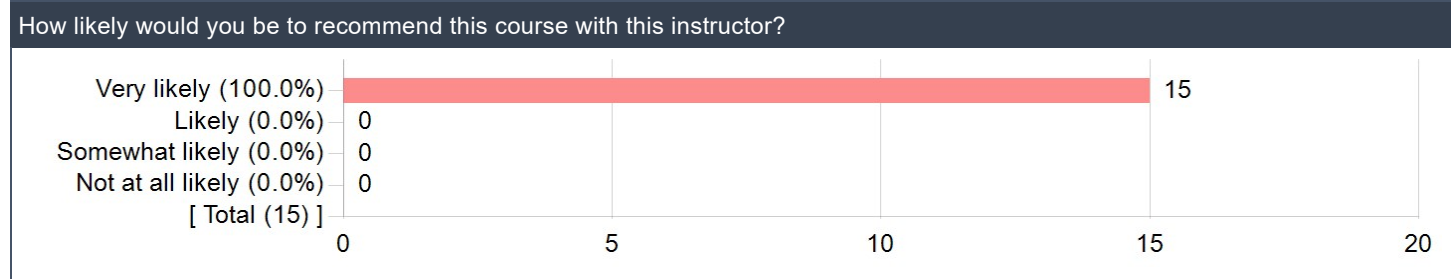
Question	Course			Department (BUS)			Institution		
	Response Count	Mean	Standard Deviation	Response Count	Mean	Standard Deviation	Response Count	Mean	Standard Deviation
How effectively did out-of-class work (assignments, readings, practice, etc.) help you learn?	15	3.8	0.4	22195	3.2	0.9	83733	3.2	0.9

How available was the instructor to provide help when needed (in person, by email, office hours, etc.)?



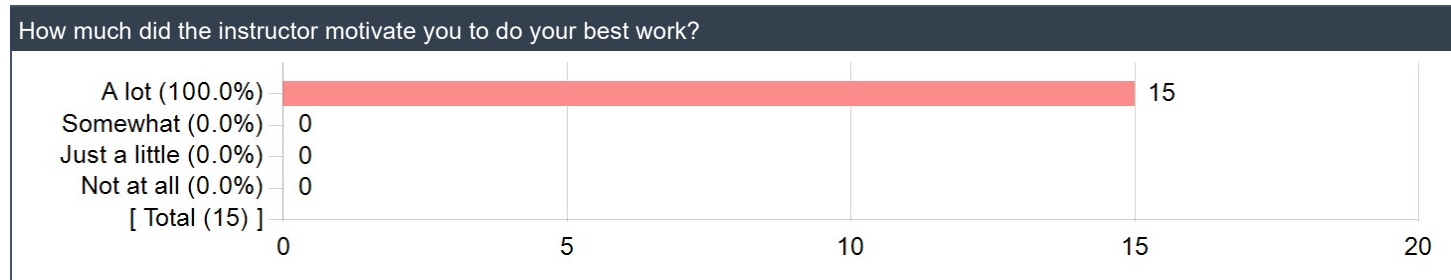
Question	Course			Department (BUS)			Institution		
	Response Count	Mean	Standard Deviation	Response Count	Mean	Standard Deviation	Response Count	Mean	Standard Deviation
How available was the instructor to provide help when needed (in person, by email, office hours, etc.)?	15	3.8	0.4	22570	3.6	0.6	96293	3.5	0.7

How likely would you be to recommend this course with this instructor?



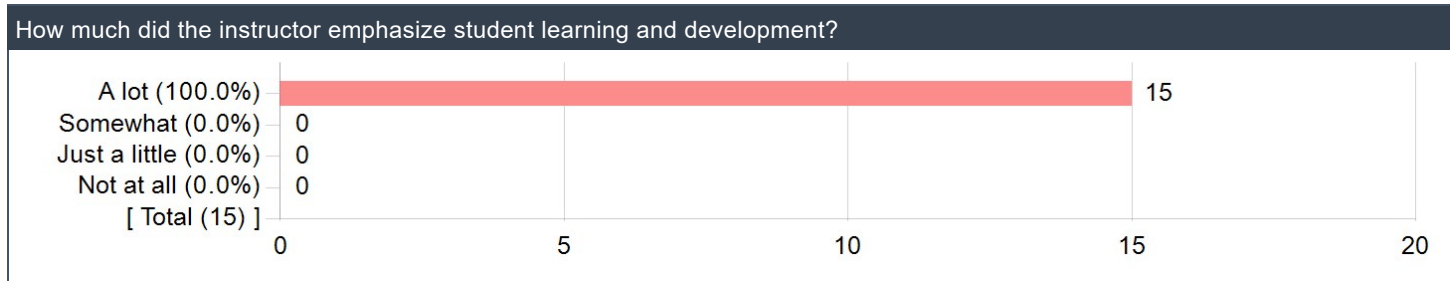
Question	Course			Department (BUS)			Institution		
	Response Count	Mean	Standard Deviation	Response Count	Mean	Standard Deviation	Response Count	Mean	Standard Deviation
How likely would you be to recommend this course with this instructor?	15	4.0	0.0	22599	3.5	0.8	96441	3.4	0.9

How much did the instructor motivate you to do your best work?



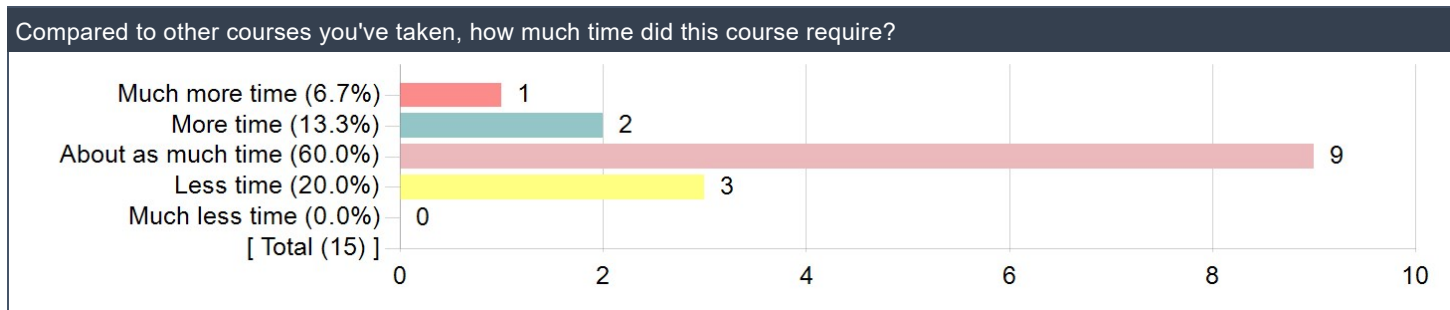
Question	Course			Department (BUS)			Institution		
	Response Count	Mean	Standard Deviation	Response Count	Mean	Standard Deviation	Response Count	Mean	Standard Deviation
How much did the instructor motivate you to do your best work?	15	4.0	0.0	22541	3.6	0.7	96056	3.6	0.7

How much did the instructor emphasize student learning and development?



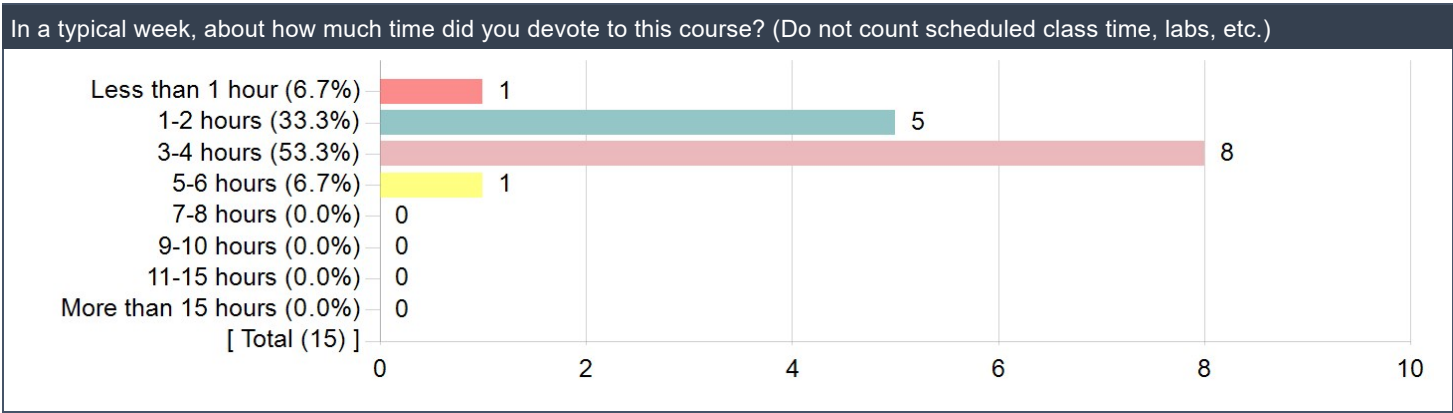
Question	Course			Department (BUS)			Institution		
	Response Count	Mean	Standard Deviation	Response Count	Mean	Standard Deviation	Response Count	Mean	Standard Deviation
How much did the instructor emphasize student learning and development?	15	4.0	0.0	22508	3.7	0.6	95936	3.6	0.7

Compared to other courses you've taken, how much time did this course require?



Question	Course			Department (BUS)			Institution		
	Response Count	Mean	Standard Deviation	Response Count	Mean	Standard Deviation	Response Count	Mean	Standard Deviation
Compared to other courses you've taken, how much time did this course require?	15	3.1	0.8	22398	3.3	1.0	84875	3.3	1.0

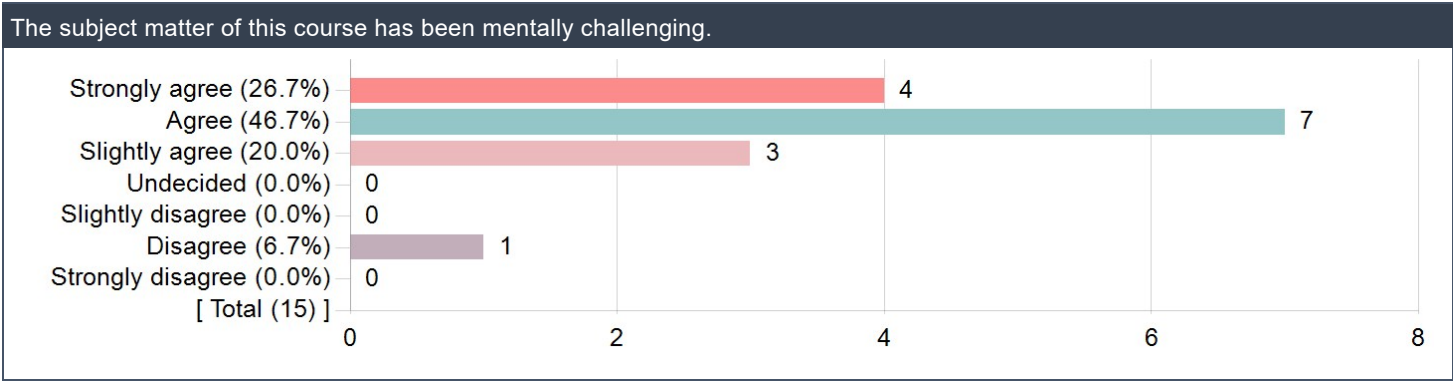
In a typical week, about how much time did you devote to this course? (Do not count scheduled class time, labs, etc.)



Question	Course			Department (BUS)			Institution		
	Response Count	Mean	Standard Deviation	Response Count	Mean	Standard Deviation	Response Count	Mean	Standard Deviation
In a typical week, about how much time did you devote to this course? (Do not count scheduled class time, labs, etc.)	15	2.6	0.7	22405	2.6	1.1	84856	2.8	1.3

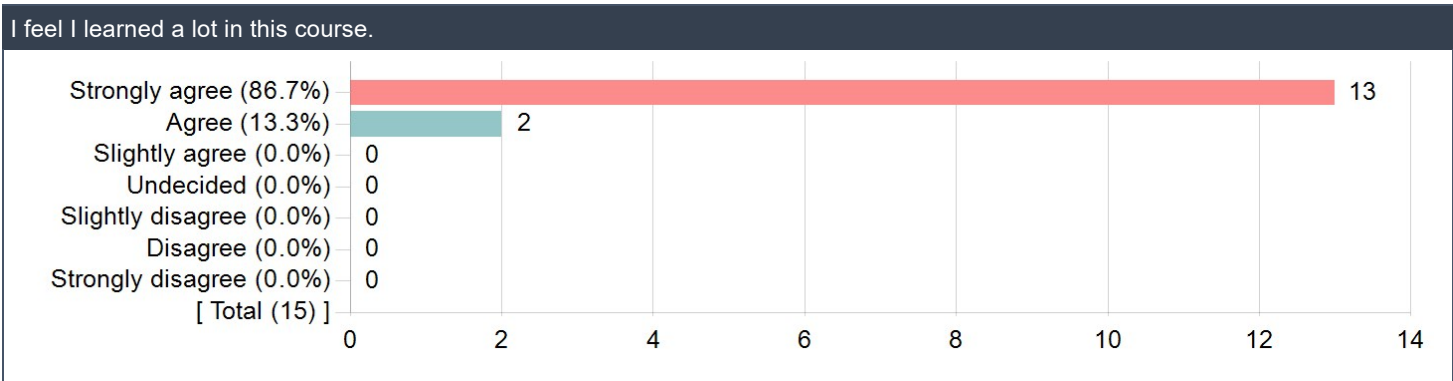
BUS Departmental Questions

The subject matter of this course has been mentally challenging.



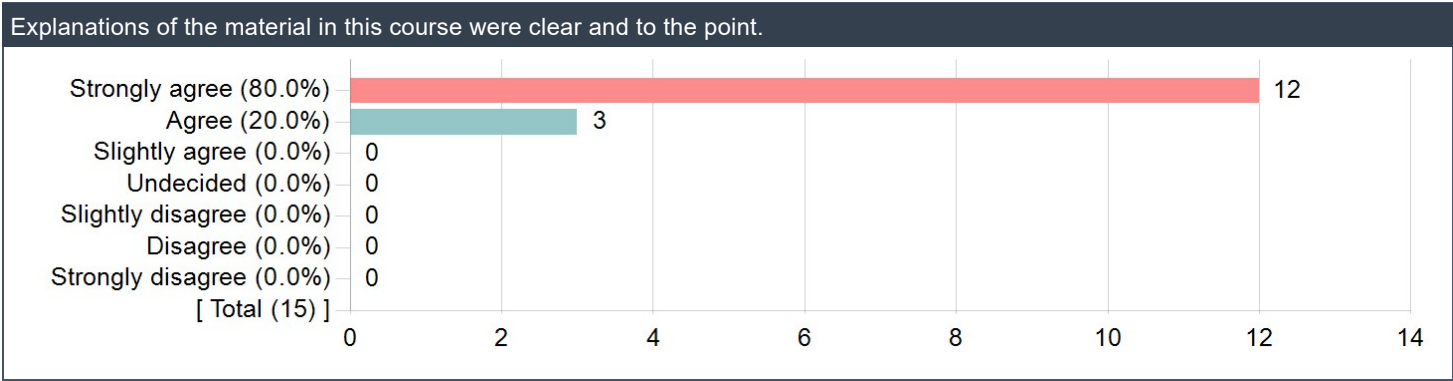
Question	Course			Department (BUS)		
	Response Count	Mean	Standard Deviation	Response Count	Mean	Standard Deviation
The subject matter of this course has been mentally challenging.	15	5.8	1.3	22354	5.4	1.5

I feel I learned a lot in this course.



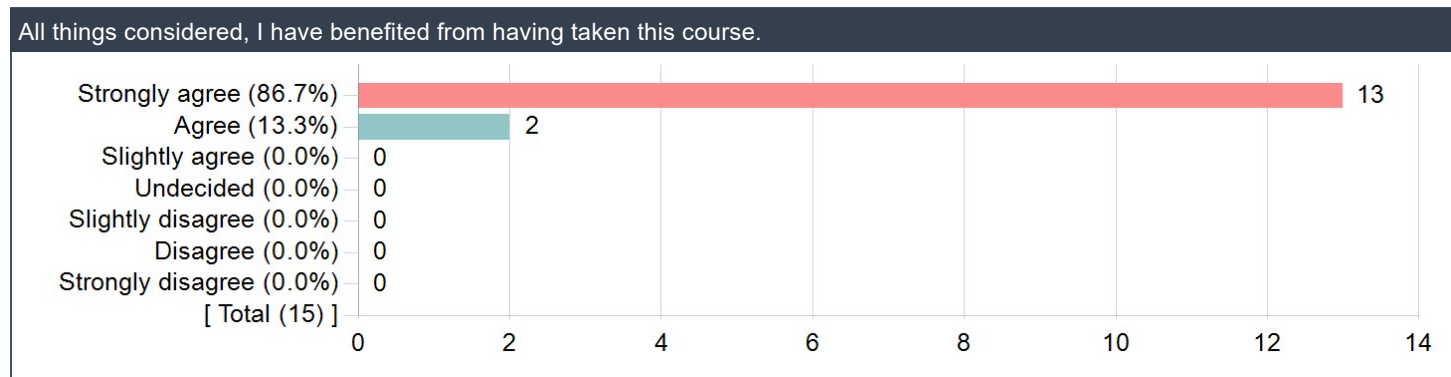
Question	Course			Department (BUS)		
	Response Count	Mean	Standard Deviation	Response Count	Mean	Standard Deviation
I feel I learned a lot in this course.	15	6.9	0.4	22297	6.1	1.2

Explanations of the material in this course were clear and to the point.



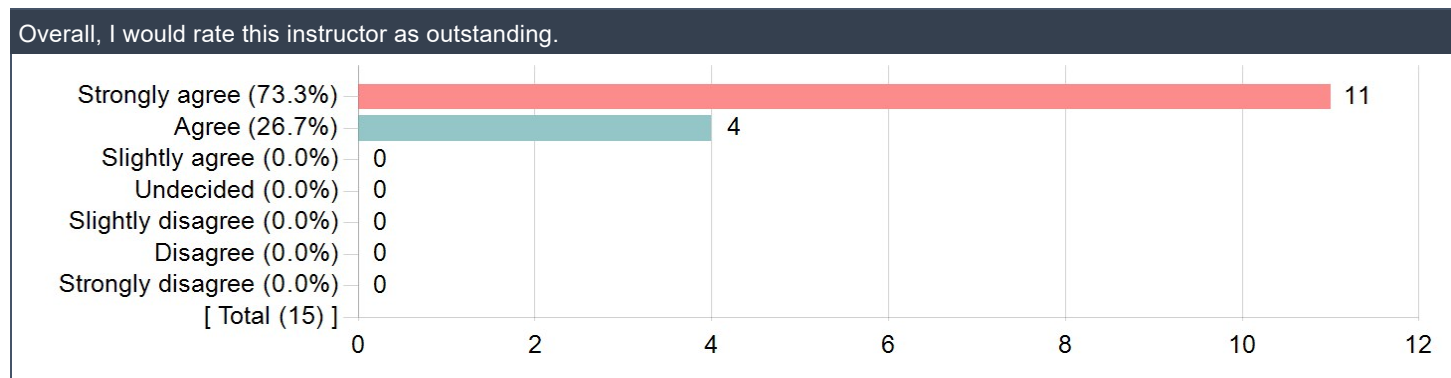
Question	Course			Department (BUS)		
	Response Count	Mean	Standard Deviation	Response Count	Mean	Standard Deviation
Explanations of the material in this course were clear and to the point.	15	6.8	0.4	22264	6.1	1.2

All things considered, I have benefited from having taken this course.



Question	Course			Department (BUS)		
	Response Count	Mean	Standard Deviation	Response Count	Mean	Standard Deviation
All things considered, I have benefited from having taken this course.	15	6.9	0.4	22282	6.2	1.2

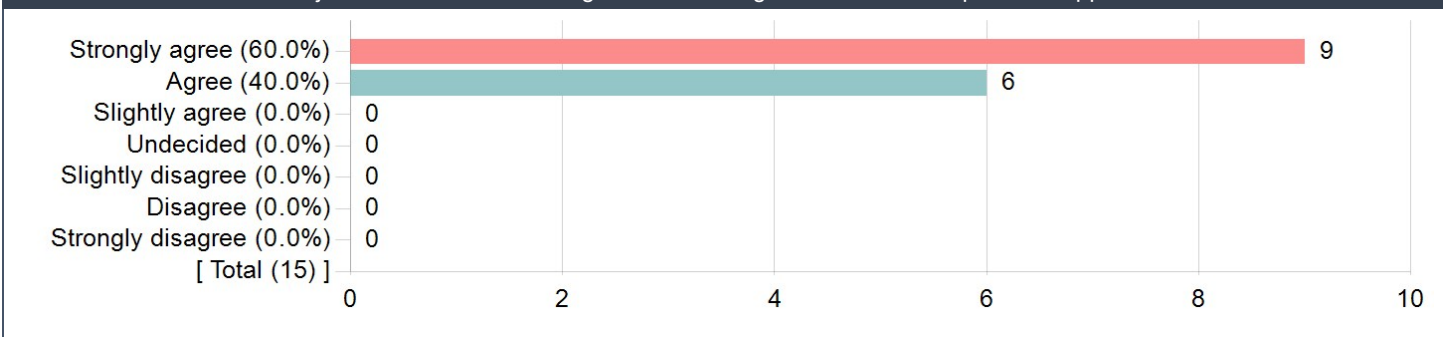
Overall, I would rate this instructor as outstanding.



Question	Course			Department (BUS)		
	Response Count	Mean	Standard Deviation	Response Count	Mean	Standard Deviation
Overall, I would rate this instructor as outstanding.	15	6.7	0.5	22420	6.2	1.3

The instructor made the subject matter more meaningful to me through the use of examples and applications.

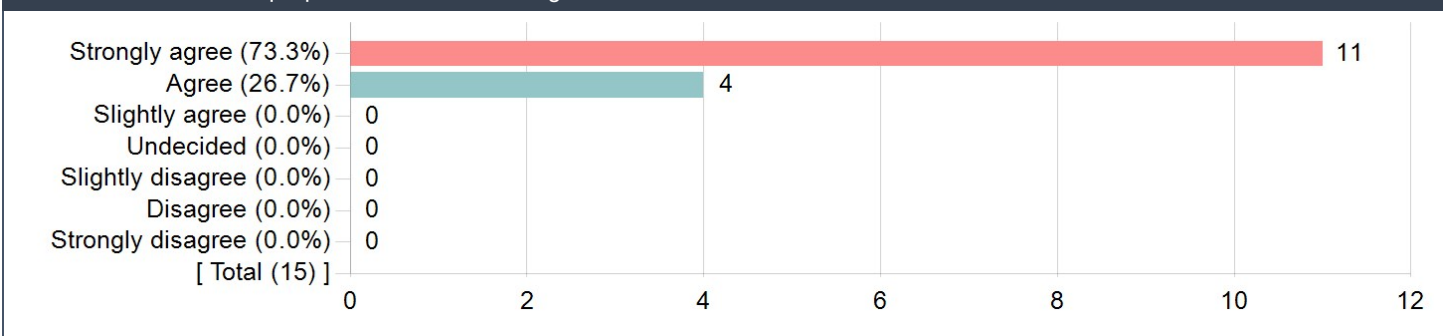
The instructor made the subject matter more meaningful to me through the use of examples and applications.



Question	Course			Department (BUS)		
	Response Count	Mean	Standard Deviation	Response Count	Mean	Standard Deviation
The instructor made the subject matter more meaningful to me through the use of examples and applications.	15	6.6	0.5	22378	6.3	1.1

The instructor was well prepared for class meetings.

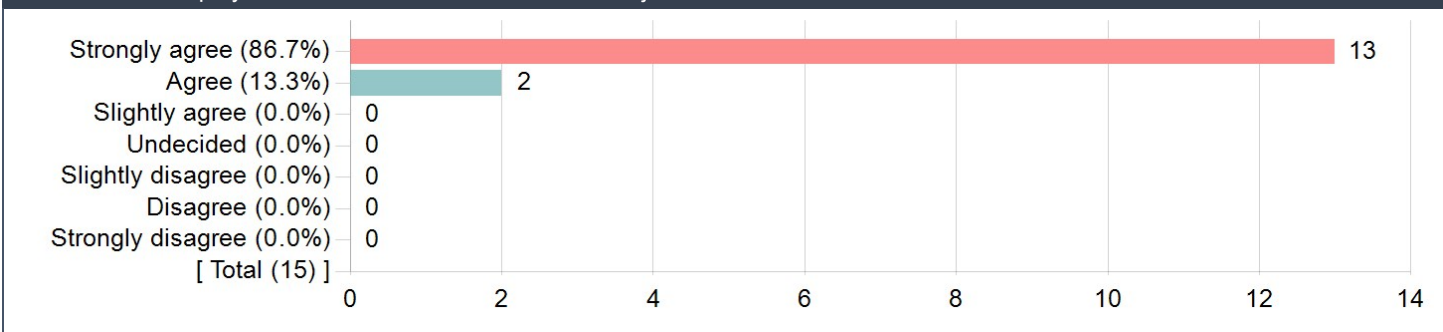
The instructor was well prepared for class meetings.



Question	Course			Department (BUS)		
	Response Count	Mean	Standard Deviation	Response Count	Mean	Standard Deviation
The instructor was well prepared for class meetings.	15	6.7	0.5	22335	6.5	0.9

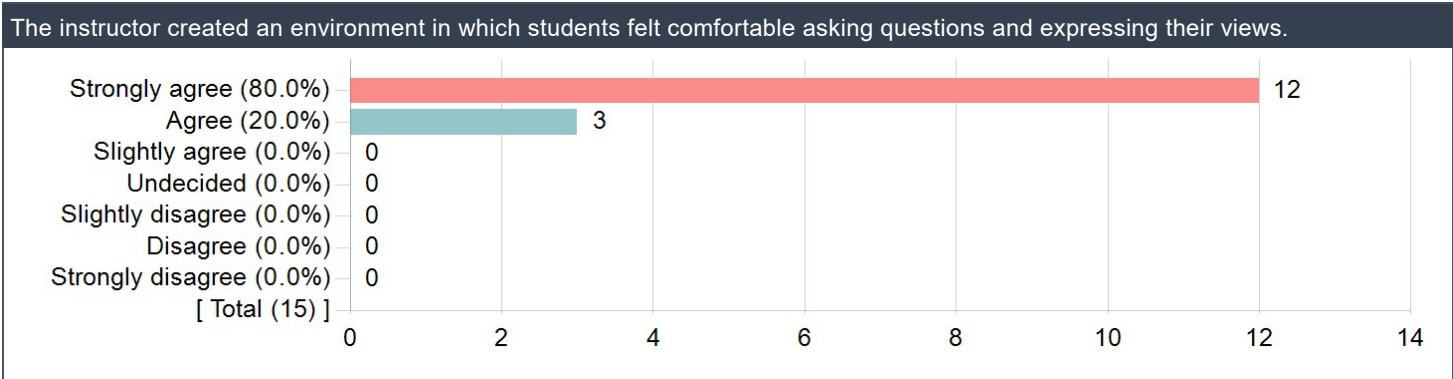
The instructor displayed an enthusiastic interest in the subject matter of this course.

The instructor displayed an enthusiastic interest in the subject matter of this course.



Question	Course			Department (BUS)		
	Response Count	Mean	Standard Deviation	Response Count	Mean	Standard Deviation
The instructor displayed an enthusiastic interest in the subject matter of this course.	15	6.9	0.4	22319	6.6	0.9

The instructor created an environment in which students felt comfortable asking questions and expressing their views.



Question	Course			Department (BUS)		
	Response Count	Mean	Standard Deviation	Response Count	Mean	Standard Deviation
The instructor created an environment in which students felt comfortable asking questions and expressing their views.	15	6.8	0.4	22349	6.4	1.0

BUS Open Ended Questions

What did you like most about this course and instructor?

Comments
I liked how practical the content was and it was really useful.
I liked the straightforwardness of the explanations.
I feel like I am really comfortable using excel now and have learned a lot of useful skills from the class.
He was very detailed with his explanations and made sure to walk through everything step by step.
Super nice and always wanted to see his students succeed.
Buyun always brought a positive attitude to class and motivated his students to do their best work. He was extremely attentive and answered any questions I had.
The instructor made the lessons make sense and took time to do so.
I really liked his understanding of the material and how he was always able to help you with your questions.
I think the classes were run very well and the assistance we received on projects was very informative while still allowing us the figure out and complete the work.
The course was a great extension of K201, not re-teaching the concepts, but helping us learn new ones.
He was always willing to help.
Buyun LI made k303 much more understandable and enjoyable than k201
Buyun was always available and had a special ability to articulate Microsoft Excel in simple terms making it easy for the class to understand how things work.

What did you like least about this course and instructor?

Comments
I didn't like that the class was in the morning.
NA
I have no complaints about the course or instructor. This has been one of my favorite classes at IU.
NA
NA
N/A
Some of the concepts were challenging but the professor did a good job of relaying the information to the students.
nothing
I think maybe we could have used a little more time on certain subjects like project 2 but overall I think there were no major issues.
Professor Li was great. He was always super helpful and made the environment so friendly and comfortable.
Nothing.
nothing BuyunGoat
N/A